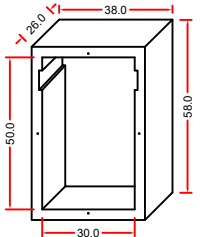
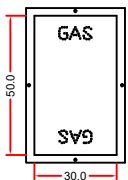
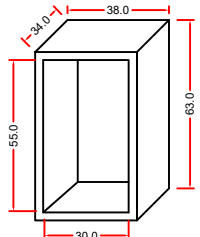
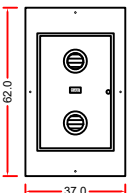
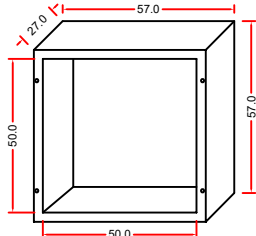
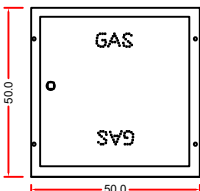
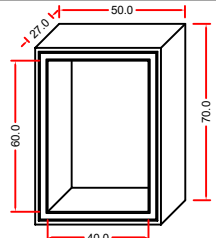
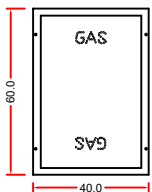
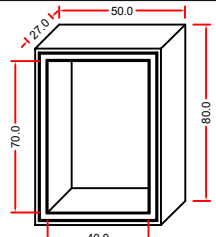
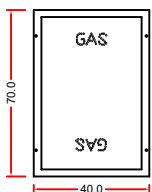
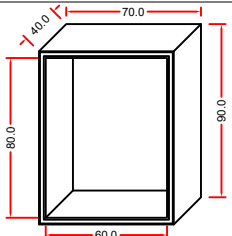
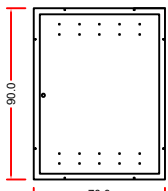
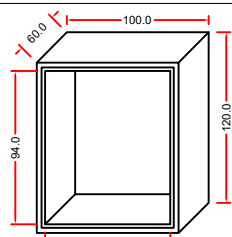
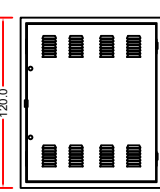


DESCRIZIONE	INTERNO cm.	CASSETTA	SPORTELLO	
CASSETTA PER CONTATORE METANO Dimensioni interne: cm. 31x22x51h Dimensioni esterne: cm. 38x26x58h - 60kg Certificato CAM	30x50		ALMA02A 	ACSZ02
SPORTELLO IN ACCIAIO ZINCATO CON SCRITTA "GAS"				
CASSETTA PER CONTATORE METANO Dimensioni interne: cm. 30x28,5x53,5h Dimensioni esterne: cm. 38x34x63h - 67kg Certificato CAM	30x55		ALMA14A 	ACSV02
SPORTELLO IN VETRORESINA E TELAIO IN LAMIERA ZINCATA				
CASSETTA PER CONTATORE METANO Dimensioni interne: cm. 51x24x51h Dimensioni esterne: cm. 57x27x57h - 72kg Certificato CAM	50x50		ALMA04A 	ACSZ04
SPORTELLO IN ACCIAIO ZINCATO CON SCRITTA "GAS"				
CASSETTA PER CONTATORE METANO Dimensioni interne: cm. 40x23x60h Dimensioni esterne: cm. 50x27x70h - 95kg Certificato CAM	40x60		ALMA06A 	ACSZ06
SPORTELLO IN ACCIAIO ZINCATO CON SCRITTA "GAS"				
CASSETTA PER CONTATORE METANO Dimensioni interne: cm. 40x23x70h Dimensioni esterne: cm. 50x27x80h - 113kg Certificato CAM	40x70		ALMA08A 	ACSZ08
SPORTELLO IN ACCIAIO ZINCATO CON SCRITTA "GAS"				
CASSETTA PER CONTATORE METANO Dimensioni interne: cm. 60x37x80h Dimensioni esterne: cm. 70x40x90h - 130kg Certificato CAM	60x80		ALMA12A 	ACSZ12
SPORTELLO IN ACCIAIO ZINCATO CON AREAZIONE				
CASSETTA PER CONTATORE METANO Dimensioni interne: cm. 94x57x114h Dimensioni esterne: cm. 100x60x120h - 438kg Certificato CAM	94x114		ALMA10B 	ACSZ10
SPORTELLO IN ACCIAIO ZINCATO CON GRIGLIE				

